


Lowcountry Park Venues

CHARLESTON VISITOR CENTER • 375 Meeting Street, Charleston, SC 29403

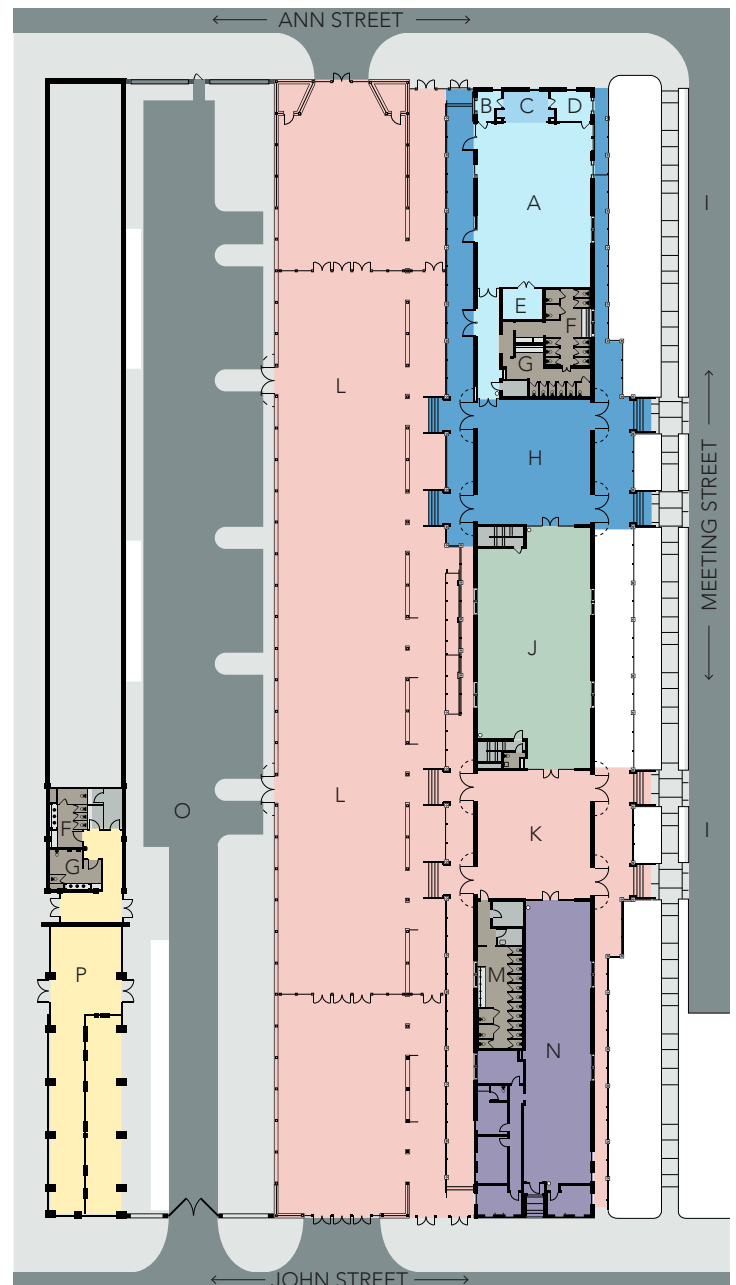
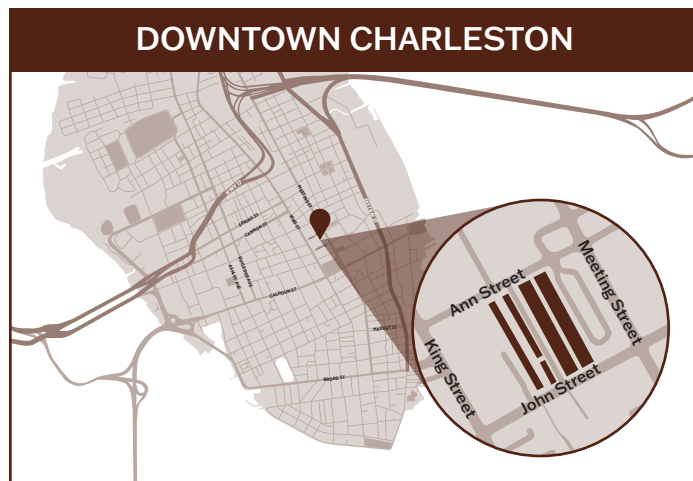


The Charleston Visitor Center hosts some of the best and **most unique facilities in the number one city in the world.**

Constructed in stages from 1840 to 1856, it is one of five railroad buildings known collectively as the William Aiken House and Associated Railroad Structures, and is **listed as a National Historic Landmark District.**

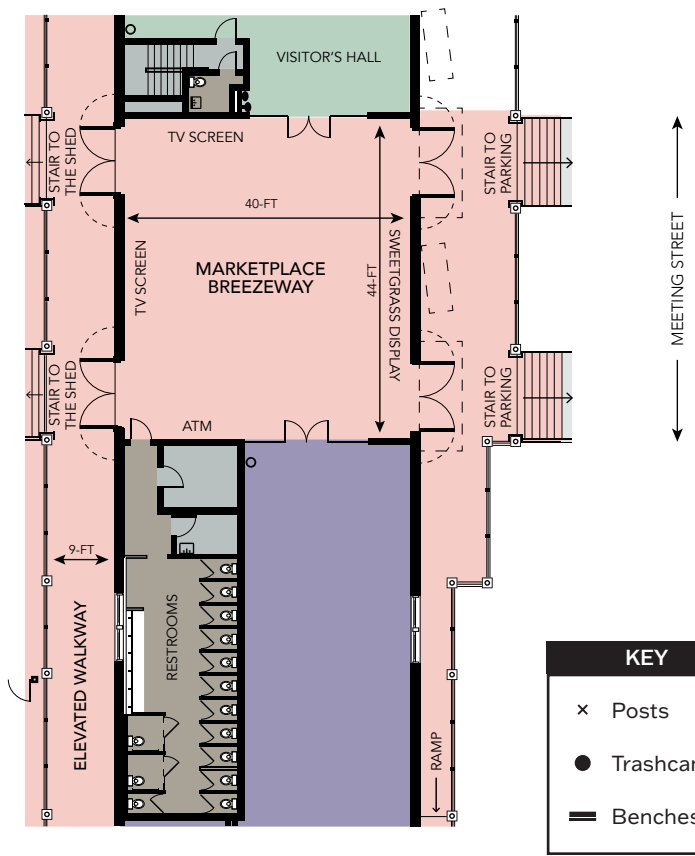
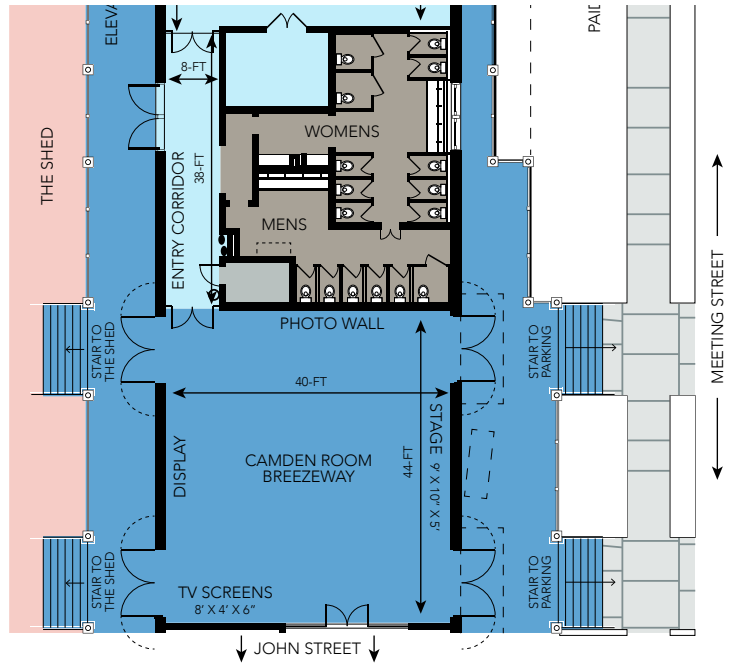
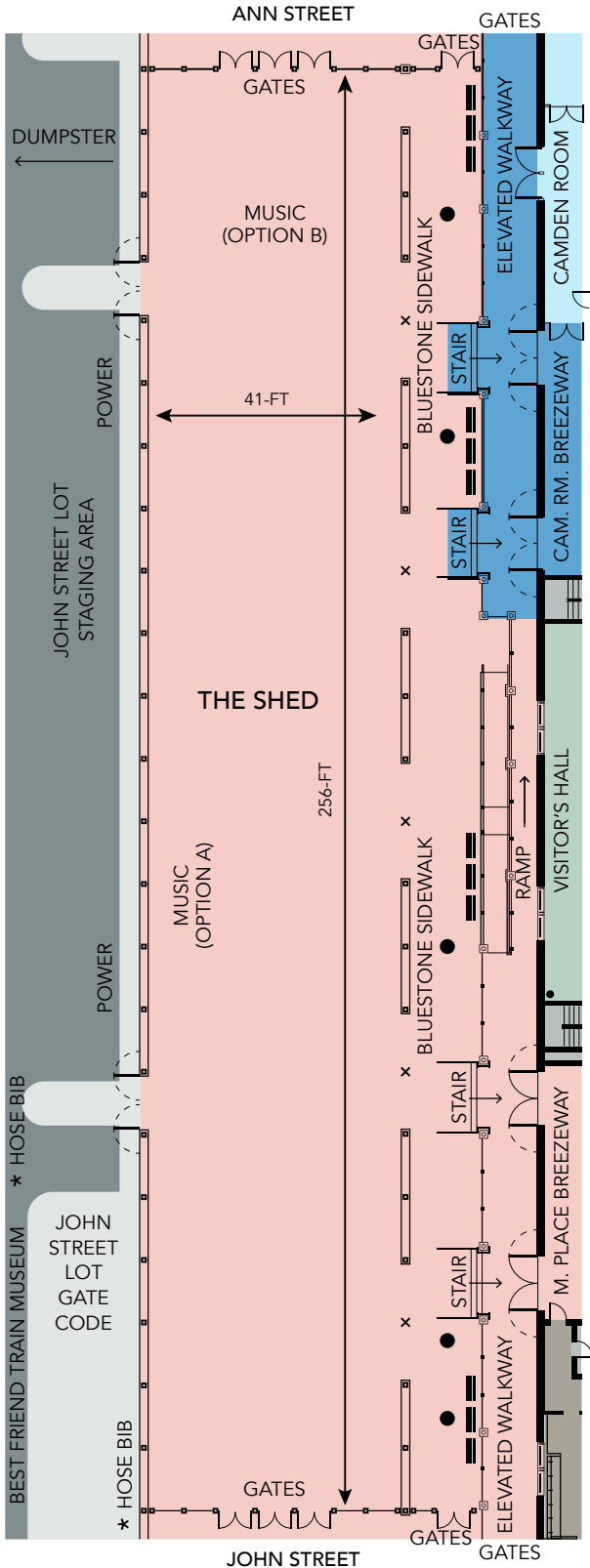
After extensive renovations, which utilized much of the original building materials, the Visitor Center opened to the public in May of 1991. Newly renovated in 2020, the Charleston Visitor Center is **located between Ann and John Streets**, in the old Deans Warehouse.

- | | |
|----------------------------|---------------------------------|
| ● A. Camden Room | ● J. Visitor's Hall* |
| ● B. Storage | ● K. MarketPlace Breezeway |
| ● C. Demonstration Kitchen | ● L. The Shed |
| ● D. Catering Kitchen | ● M. Restrooms (shared use) |
| ● E. Furniture Storage | ● N. MarketPlace* |
| ● F. Women's Restroom | ● O. Vendor/Caterer Staging |
| ● G. Men's Restroom | ● P. Best Friend Train Museum |
| ● H. Camden Room Breezeway | ● I. Parking Lot |
| | *Not available for event rental |





The Camden Room and Marketplace Breezeway



KEY	
x	Posts
●	Trashcans
▬	Benches



Details & Amenities

Flexible Lowcountry entertaining in the heart of Charleston. The Shed Downtown is a venue unlike any other. Uniquely situated in The Howard R. Chapman Bus Shed and the newly renovated Charleston Visitor Center. "The Shed Downtown" is the perfect venue for a variety of events in the heart of Historic Charleston. From small parties to large, open air festivals, our venue offers unmatched versatility with a historic flare.

Capacity

Accommodates guest counts of 1,500 or less

The Shed Downtown

Unbeatable venue location and size, centrally located in the heart of Historic Charleston

19,000 SF of space, ability to add additional areas

Restrooms on site

Event gates around the facility

Retractable screens

Choice of one or two open-air breezeways with fans and gas heaters

Catering electrical connections in John Street lot

Onsite Manager on Duty and Security

The Shed load in at 4 PM

Additional Considerations

Parking (within walking distance to various parking garages - regular rates apply)

Guest Accommodations (short distance to various hotels downtown)

